




LEAPTON
SOLAR

Monocrystalline

Polycrystalline

LP210*210-M-66-MH Bifacial

Rated Power 640-655W



- No risk of spontaneous detonation
- Bifacial Module is 30% lighter than Dual-Glass Module
- Bifacial cells, provide an additional output
- Ability to breathe, The inner CH3COOH can be released

MBB Cell
New circuit design, lower internal current, lower internal resistance loss.

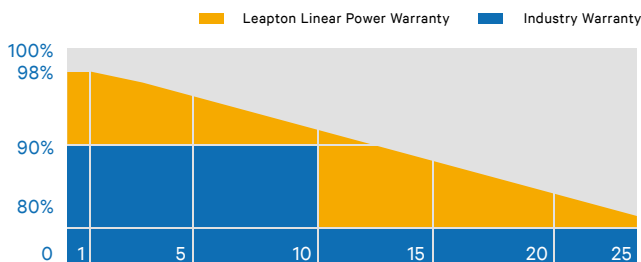
Higher Output Power
Module adopts 210*210mm half cells, bifacial module provide an additional 5%~25% output.

Harsh Environmental Adaptability
Strict salt spray and ammonia corrosion test by TUV Nord.

Low Light Features
Higher performance under low light environment.

PID Protection
Ensure the attenuation probability caused by PID phenomenon is minimized.

Load Capacity
Mechanical load tests including wind load 2400 Pa and snow load 5400 Pa done by TUV Nord.



IEC 61215-2: 2016
IEC 61730-2: 2016

Headquarter : Leapton Energy Co., Ltd.

Tosei Bldg. 6F, 1-2-1 Aioi-cho, Chuo-ku Kobe-shi, Hyogo, 650-0025, Japan

Manufacturer : Leapton Solar (Changshu) Co., Ltd.

No.9, Sunshine Avenue, Changshu City, Jiangsu, China

+81-78-382-3182

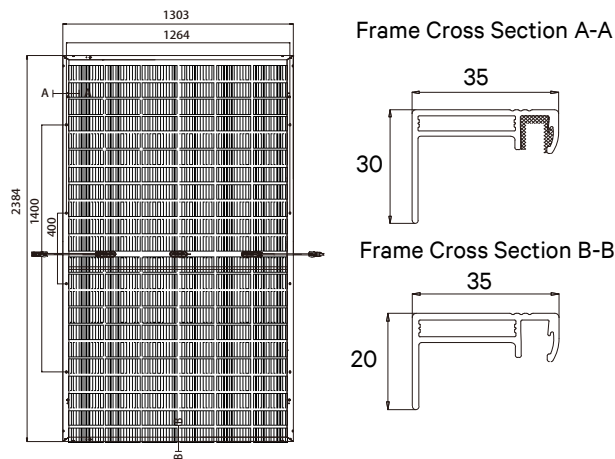
www.leaptonenergy.jp

+86-512-88800068

info@leaptonenergy.com

www.leaptonpv.com

MECHANICAL DIAGRAMS



SPECIFICATIONS

Weight	34kg
Dimensions	2384mm*1303mm*35mm
Cell Dimensions	210*210mm
Cell Amount	66*2 pcs
Maximum System Voltage	1500V
Junction Box	IP68
Frame	Aluminum Alloy
Cable	4mm ² , Landscape: N 1500mm/P 1500mm Portrait: N 280mm/P 280mm
Connector	MC4 compatible
Application Level	Class A
Bifaciality	70±5%

ELECTRICAL PARAMETERS AT STC

Power	640W	645W	650W	655W
Open Circuit Voltage	45.18V	45.38V	45.58V	45.78V
Short Circuit Current	18.06A	18.11A	18.16A	18.21A
Maximum Power Voltage	37.21V	37.41V	37.61V	37.81V
Maximum Power Current	17.20A	17.24A	17.28A	17.32A
Module Efficiency	20.60%	20.76%	20.92%	21.09%

* Under Standard Test Conditions (STC) of irradiance of 1000 W/m², spectrum AM 1.5 and cell temperature of 25°C.

ELECTRICAL PARAMETERS AT NMOT

Power	484W	488W	491W	495W
Open Circuit Voltage	41.93V	42.11V	42.30V	42.48V
Short Circuit Current	14.81A	14.85A	14.89A	14.93A
Maximum Power Voltage	34.49V	34.68V	34.86V	35.05V
Maximum Power Current	14.03A	14.06A	14.09A	14.13A
Module Efficiency	15.58%	15.70%	15.82%	15.94%

* Under Nominal Module Operating Temperature (NMOT), irradiance of 800 W/m², spectrum AM 1.5, ambient temperature 20°C, wind speed 1 m/s.

ELECTRICAL CHARACTERISTICS WITH 10% SOLAR IRRADIATION RADIO

Output Power	685W	690W	696W	701W
Open Circuit Voltage	45.18V	45.38V	45.58V	45.78V
Short Circuit Current	19.32A	19.38A	19.43A	19.48A
Maximum Power Voltage	37.21V	37.41V	37.61V	37.81V
Maximum Power Current	18.40A	18.45A	18.49A	18.54A

TEMPERATURE CHARACTERISTICS

NMOT	41±3°C	Temp Coefficient of ISC	+0.05%/°C
Temp Coefficient of VOC	-0.28%/°C	Temp Coefficient of Pmax	-0.36%/°C

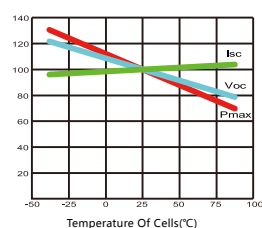
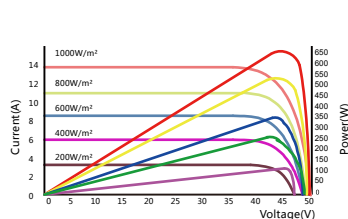
PACKING CONFIGURATION

Modules/Pallet	31 Pieces	Modules/40'Container	558 Pieces
Packing Description	18 Pallets, Total=(31+31)x9=558 Pieces		

CHARACTERISTICS

LP210*210-M-66-MH-640W

LP210*210-M-66-MH-640W



MAXIMUM RATING

Output Tolerance	0~+5W
Operating Temperature	-40°C~+85°C
Wind Load/Snow Load	2400pa/5400pa
Fuse Current	30A



Headquarter : Leapton Energy Co., Ltd.

Tosei Bldg. 6F, 1-2-1 Aioli-cho, Chuo-ku Kobe-shi, Hyogo, 650-0025, Japan

+81-78-382-3182

www.leaptonenergy.jp

Manufacturer : Leapton Solar (Changshu) Co., Ltd.

No.9, Sunshine Avenue, Changshu City, Jiangsu, China

+86-512-88800068

info@leaptonenergy.com

www.leaptonpv.com